

Electrical Properties of Novel Lead Zirconate/Synthetic Rubber Composite Materials

Chareumwut Pansa-Ard,
Yanee Pornchaisiriarun and Nuchnapa Tangboriboon
Department of Materials Engineering, Faculty of Engineering,
Kasetsart University, Bangkok 10900, Thailand

Abstract: Problem statement: Perovskite lead zirconate exhibits in an orthorhombic formation at a temperature below the Curie temperature, T_C . **Approach:** The orthorhombic is non-centrosymmetric which is capable of spontaneous polarization (electronic, ionic and orientation), depending on their composition and volume fraction. **Results:** The results from FTIR spectroscopy, XRD patterns, and SEM indicate that the lead zirconate particles are dispersed in Acrylic Rubber (AR72) matrix. At a small amount of lead zirconate particulates present in the AR72 matrix, at nearly 0.3986% V/V (AR72/PZ_5), the electrical conductivity increases dramatically by two orders of magnitude. **Conclusion/Recommendations:** Our synthetic Rubber (AR72)/lead Zirconate ($PbZrO_3$) composite materials can be successfully used as the candidate materials of soft Electroactive (ER) actuators, sensors, artificial muscles, and smart engineering devices.

Key words: Perovskite lead zirconate, composite materials, actuators, smart engineering devices, artificial muscles, curie temperature

INTRODUCTION

Composite materials are made of a filler (either particles, flakes or fibers) embedded in a matrix made of polymer, metal and ceramic and composed of any material consisting of two or more distinct phases. Combining a ferroelectric ceramic and a polymer host to form a flexible ferroelectric composite has been pursued in recent years in view of the greater flexibility allowed by these materials to suit particular property requirements such as mechanical, electrical, thermal and/or a coupling between these properties. The characteristics of the ceramic powder depend not only on their composition and their crystal structure but also on the microstructure morphology including grain size, grain boundaries, pores, crystallization, polarization, phase transformation and micro-cracks effect on the properties of composite materials (Dias and Das-Gupta, 1996).

In our study, we investigate the electrical properties (ϵ and σ) of ER solids using lead zirconate particles doped in Acrylic Rubber (AR72) swollen in acetone (CH_3COCH_3) medium. Acrylic Rubber (AR72) containing polar functional groups tend to be soluble and swollen in polar solvents such as acetone, ethyl acetate, tetrahydrofuran, dichloromethane,

acetonitrile, dimethyl formamide and dimethyl sulfoxide. We have also made detailed investigations by SEM, FTIR and XRD to confirm the electrical property results. The electrical properties of both filler and matrix are important in determining applications. Lead Zirconate ($PbZrO_3$) and Acrylic Rubber (AR72) composite materials can be used as biomimetic actuators, artificial muscles and smart engineering devices such as active engine mounts, shock absorbers, clutches, brakes, damping devices, hydraulic valves and robotic controlling systems (Dias and Das-Gupta, 1996; Shiga, 1997).

MATERIALS AND METHODS

Raw material: The production process of pure perovskite lead Zirconate ($PbZrO_3$) is successful via the sol-gel process from two precursors as in a previous publication (Tangboriboon *et al.*, 2006; Tangboriboon *et al.*, 2007; Tangboriboon *et al.*, 2008). We used lead glycolate and sodium tris (glycozirconate) as the starting precursors. The obtained molar ratio (Pb:Zr) of $PbZrO_3$ was 0.9805:1. The structure obtained was in the orthorhombic form when the lead zirconate powder was calcined at 300°C for 1 h, which is below the Curie Temperature (T_C). The lead zirconate was synthesized

Corresponding Author: Nuchnapa Tangboriboon, Department of Materials Engineering, Faculty of Engineering,
Kasetsart University, Bangkok 10900, Thailand

and calcined at 300°C for 1 h having the highest dielectrical constant and the highest electrical conductivity of 127.89 and $1.55 \times 10^{-5} (\Omega \cdot \text{m})^{-1}$, respectively, measured at 27°C and 50,000 Hz. The specific gravity of calcined lead zirconate powder was 7.50 g cm^{-3} . The average particle diameter of the PbZrO_3 was approximately 16.724 ± 0.026 microns. From the results, the obtained lead zirconate powder has potential applications as materials used in microelectronics, micro-mechanical systems and electro-active ceramics for actuators and smart engineering devices. The Acrylic Rubber (AR72) was supplied by Nippon Zeon Co., Ltd., USA. The AR72 is a fast curing type in a milk-white slab suitable for improving process ability at low compression set, high tensile strength and excellent flow ability of compounds. The Mooney viscosity, T_g and specific gravity of AR72 are 33, -28°C and 1.11 g cm^{-3} , respectively. Acetone (HPLC grade) medium was obtained from Lab-Scan Co., Ltd. The dielectric constant and density of acetone are 21 and 0.786 g cm^{-3} , respectively.

Sample preparation: Acrylic Rubber (AR72) samples, consisting of polar molecules, were dissolved and swollen in the acetone medium at 20% by volume. The suspensions were homogeneously mixed by using a magnetic stirrer at room temperature for 24 h. The suspensions were then poured into glass molds like a thin disc (2-3 mm) to prevent phase separation and covered with glass plates to avoid dust and bubbles and allowed to dry slowly at room temperature overnight.

RESULTS AND DISCUSSION

Characterization of Acrylic Rubber (AR72)/lead zirconate (PbZrO_3) composite materials: The FTIR spectra of lead Zirconate (PbZrO_3), Acrylic Rubber (AR72) and AR72/ PbZrO_3 composite materials are shown in Fig. 1. The characteristic peaks of AR72/ PbZrO_3 were at: 3400 cm^{-1} $\nu(\text{O-H})$; 2980 cm^{-1} $\nu(\text{C-H})$ and $\nu(\text{CH}_2)$; 1727 and 1790 cm^{-1} $\nu(\text{C} = \text{O})$ and $\nu(\text{C} = \text{C})$; 1378 cm^{-1} (CH_3 asymmetric deformation); 1253 cm^{-1} $\nu(\text{C-O-C})$; 1156 cm^{-1} (R-CO-R); 1096 and 1021 cm^{-1} $\nu(\text{Zr-O-C})$; 852 cm^{-1} (C-O-O-C); 796 cm^{-1} (C-O-Pb) and 650 cm^{-1} (Pb-O). FTIR spectra were consistent with the results obtained by Jha and Bhowmick (1997).

The X-ray characteristic peak of pure acrylic rubber, AR72 is amorphous phase. The XRD patterns of pure lead zirconate powder resemble those recorded at the International Center for Diffraction Data (JCPDS) number 35-739, 77-856 and 75-1607. After

doping, AR71/ PbZrO_3 , the X-ray characteristic peaks are at 2θ equal to 30.289, 30.549, 30.337, 21.339 and 54.145 indicating that orthorhombic form resemble those recorded JCPDS numbers 35-739, 77-856 and 75-1607 as shown in Fig. 2.

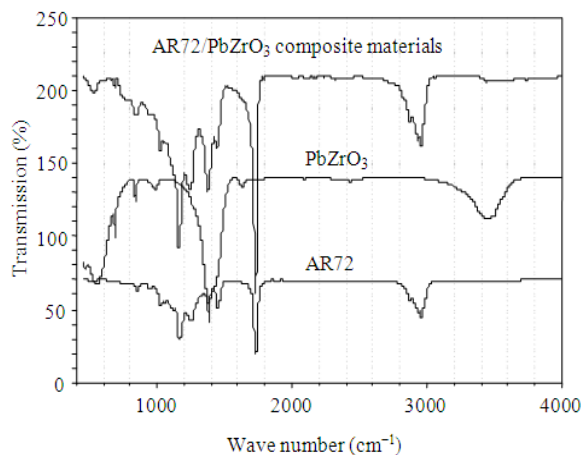


Fig. 1: FTIR spectra of acrylic rubber AR72, lead zirconate PbZrO_3 and AR72/ PbZrO_3 composite materials

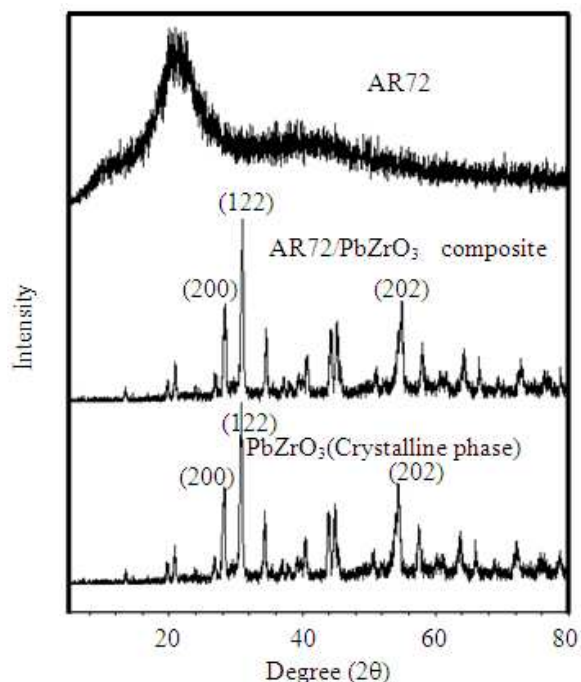


Fig. 2: XRD patterns of acrylic rubber AR72, lead zirconate PbZrO_3 and AR72/ PbZrO_3 composite materials

Table 1: Electrical properties of AR72/PbZrO₃ measured at 27°C and at 50 kHz of 2 A under an AC electrical field

Code	V/V of PbZrO ₃ (%)	Average dielectric constant at 50 kHz	Average electrical conductivity at 50 kHz (Ω.m) ⁻¹
PbZrO ₃	100.0000	127.890	1.55E-05
AR72/PZ_0	0.0000	0.718	3.20E-08
AR72/PZ_1	0.0019	0.413	3.20E-08
AR72/PZ_2	0.0040	0.568	9.20E-08
AR72/PZ_3	0.0200	1.154	8.00E-07
AR72/PZ_4	0.1996	1.672	3.51E-07
AR72/PZ_5	0.3986	2.865	1.48E-06
AR72/PZ_6	1.9646	3.590	3.43E-06




Fig. 3: SEM micrographs of (a) acrylic rubber AR72; (b) lead zirconate PbZrO₃; (c) AR72/PZ₅; (d) AR72/PZ₆

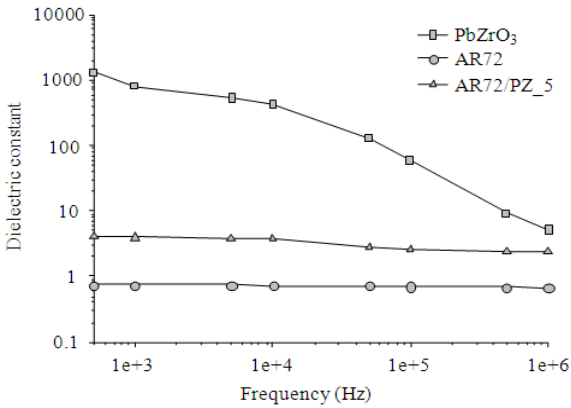


Fig. 4: Dielectric constant Vs frequency of an AC electrical field of acrylic rubber AR72/lead zirconate PbZrO₃

The microstructures of pure Acrylic Rubber (AR72), PbZrO₃, AR72/PZ₅ and AR72/PZ₆ obtained by SEM

with a magnification of 1500 and 2000 at 11 kV, are shown in Fig. 3a is a micrograph of the Acrylic Rubber (AR72). The average particle diameter of PbZrO₃ is approximately 16.724±0.026 microns (Tangboriboon *et al.*, 2006; 2007; 2008) as shown in Fig. 3b; it is quite irregular in shape. Figure 3c shows uniform dispersion of the doped PbZrO₃ particles with 0.3986 % V/V within the AR72 matrix. AR72/PZ₆ sample suggests non-uniform dispersion or agglomeration of lead zirconate particles with high volume fraction 0.019646 in Acrylic Rubber (AR72) as shown in Fig. 3d.

Electrical properties of Acrylic Rubber (AR72)/lead Zirconate (PbZrO₃): Effect of concentration:

The electrical properties of Acrylic Rubber (AR72), piezoelectric material (PbZrO₃) and AR72/PbZrO₃ were investigated by using an impedance analyzer with an AC field at 50 kHz as the data are tabulated in Table 1. With the increase of particulate volume fraction, the electrical conductivity and dielectric constant increase gradually. The dielectric constant values are 0.718, 127.89 and 3.590 for AR72, PbZrO₃ and AR72/PZ₆, respectively.

The electrical conductivities of AR72, PbZrO₃ and AR72/PZ₆ are 3.20×10⁻⁸, 1.55×10⁻⁵ and 3.43×10⁻⁶ (Ω.m)⁻¹, respectively. The electrical conductivity of AR72/PZ₆ is larger than two orders of magnitude observed in acrylic rubber AR72. The acrylic rubber can be swollen by acetone. The lead zirconate particles were intercalated in the acrylic rubber, AR72 matrix. The inductive effect of the dielectric materials induced polarization by the imposition of external forces applied by an AC electrical field:

$$\text{Density of AR72} = 1.11 \text{ g cm}^{-3}$$

$$\text{Density of PbZrO}_3 \text{ powder} = 7.50 \text{ g cm}^{-3}$$

Effect of field frequency: Figure 4 shows variation of dielectric constant and electrical conductivity with a frequency of an alternating electrical field of AR72, PbZrO₃ and AR72/PZ₅. The dielectric constant and

electrical conductivity of samples were measured two or three times at 27°C and at 50 kHz. Acrylic rubber (AR72)/lead zirconate (PbZrO₃), AR72/PZ_5, exhibits enhancing dielectric constant applied by electrical field because of electronic, ionic and orientation polarizations. The best sample is AR72/PZ_5.

CONCLUSION

Our results suggest that dielectric lead zirconate (PbZrO₃) particles can be used as a filler, to improve electrical properties within the acrylic rubber matrix. The perovskite phase and orthorhombic formation of synthesized lead Zirconate (PbZrO₃) at below T_C exhibits ferroelectric behavior to show spontaneous polarization (electronic; ionic; orientation) in the position of Pb²⁺, Zr⁴⁺ and O²⁻ ions as well as possess the non-centrosymmetric structure such as tetragonal and rhombohedral forms (Callister and Rethwisch, 2010). The electrical properties-dielectric constant and electrical conductivity of the best sample, AR72/PZ_5, at a small volume fraction of PbZrO₃ (0.003986) are 2.865 and $1.48 \times 10^{-6} (\Omega \cdot m)^{-1}$, respectively. Both SEM and electrical property results showed that AR72/PZ_5 could be a composite material for biomimetic actuators, artificial muscles, vibration isolators and smart engineering devices.

ACKNOWLEDGEMENT

The researcher would like to thank the Faculty of Engineering, Kasetsart University (Thailand) for their financial support and the Departments of Materials Engineering and Physics, Kasetsart University, for the use of the analytical equipment.

REFERENCES

- Callister, W.D. and D.G. Rethwisch, 2010. Materials Science and Engineering. 8th Edn., Wiley, Hoboken, NJ., ISBN-10: 0470505869, pp: 885.
- Dias, C.J. and D.K. Das-Gupta, 1996. Inorganic ceramic/polymer ferroelectric composite electrets. IEEE Trans. Dielect. Elect. Insulat., 3: 706-734. DOI: 10.1109/94.544188
- Jha, A. and A.K. Bhowmick, 1997. Thermoplastic elastomeric blends of poly(ethylene terephthalate) and acrylate rubber: 1. Influence of interaction on thermal, dynamic mechanical and tensile properties. Polymer, 38: 4337-4344. DOI: 10.1016/S0032-3861(96)01028-2
- Shiga, T., 1997. Deformation and viscoelastic behavior of polymer gels in electric fields. Adv. Polymer Sci., 134: 131-163. DOI: 10.1007/3-540-68449-2_2
- Tangboriboon, N., A. Jamieson, A. Sirivat and S. Wongkasemjit, 2008. A novel route to perovskite lead zirconate titanate from glycolate precursors via the sol-gel process. Applied Org. Chem., 22: 104-113. DOI: 10.1002/aoc.1357
- Tangboriboon, N., K. Pakdeewanishshukho, A. Jamieson, A. Sirivat and S. Wogkasemjit, 2006. Electrical properties of a novel lead alkoxide precursor: Lead Glycolate. Mater. Chem. Phys., 98: 138-143. DOI: 10.1016/j.matchemphys.2005.09.034
- Tangboriboon, N., A. Jamieson, A. Sirivat and S. Wogkasemjit, 2007. A novel route to perovskite lead zirconate from lead glycolate and sodium tris(glycozirconate) via the sol-gel process. Applied Org. Chem., 21: 849-857. DOI: 10.1002/aoc.1303